


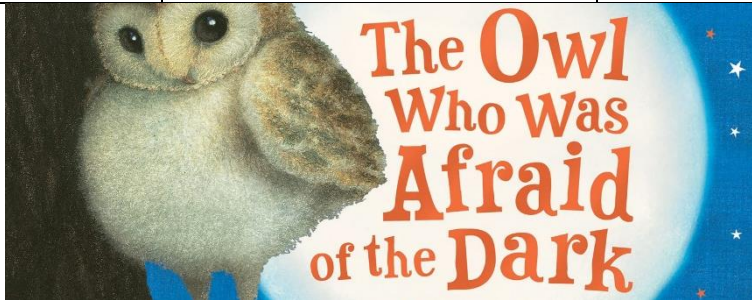












English		Science	Maths		
<b>Looking, Listening &amp; Reading</b> Listening to stories, poems and rhymes. themed around Owls and night time. 		<b>Talking, Acting &amp; Writing</b> Role playing, developing and writing our own owl and night themed poems and stories.  Drawing diagrams and adding labels and captions and labels.  Using our writing skills to write our own poems and stories  Learning how to write letters correctly including ascenders and descenders and capital letters. 	<b>Number YR</b> To recognise, sequence and count with numbers up to 5. To explore the concept of more than, less than To sing number songs to support our counting. To explore sorting and categorising. To consider using a linear orientation when counting  <b>Number Y1</b> <ul style="list-style-type: none"><li>To explore place value within 10 –ordering, comparing and counting to 10.</li><li>To write numbers 1 to 10 as words.</li><li>To use a number line and explore how we do not always have to count from 1.</li></ul> To explore addition and subtraction within 10 exploring number bonds, part-part-whole and the number line.	<b>Shape, Space &amp; Measure YR</b> Shape 2D and 3D. Sorting, recognising, and naming 2D and 3D shapes to include square, rectangle, triangle, cube, sphere, cuboid.  <b>Shape, Space &amp; Measure Y1</b> To recognise and name 2D and 3D shapes. To identify the properties of shapes number of sides, vertices and edges  	
<b>Phonics</b> YR ELS phases 2 YR1 ELS phases 4 and 5.  <b>Stories we will be using to inspire our writing.</b> The Owl Who Was Afraid of the Dark <i>Jill Tomlinson</i> (picture book and chapter book version) Owl Babies <i>Martin Waddell</i>				<b>Computing</b> The children will use tablets and computers in computing. They will learn how to log on and use technology safely. They will then create their own art by using various tools. 	<b>PE</b> <b>Games</b> Using the space around us, finding different ways of moving and stopping on command. Skipping, throwing and catching. <b>Dance</b> Perform simple actions in unison with a partner. Work effectively in a group. Combine actions to create a motif.
<b>Design &amp; Technology</b>  We will be designing a moving picture indicating what will move and how it does so. The children will create a moving picture based on design criteria from market research. will plan and practise parts of their design before creating their final product.		<h2>Hedgehogs</h2> <h3>Autumn Term 2025 Time for Bed!</h3> <p>Our focus story for this term will be the story <i>The Owl who was Afraid of the Dark</i>. We will be learning all about night and bedtimes. We will be finding out all about British Wildlife both nocturnal and diurnal. We will be finding out about bedtimes and the bedtime routines of our parents and grandparents. Our journey will end with a bedtime story evening in pyjamas to complete the unit.</p>		<b>Art &amp; Design</b>  <b>Media &amp; Form</b> Colour – painting – shade and tone light and dark. Creating nocturnal landscapes paint and collage.	
<b>Geography</b> <b>Geographical Knowledge</b>  We will be learning about where we live (where our bed is!). And we will learn about the countries in the UK, that UK is in Europe, the other continents of the world. We will then discuss the question “where in the world have, we slept?” How did we travel there? What type of shelter did we sleep in?  <b>Geographical Skills and Fieldwork</b> To create simple maps e.g. our journey from our bed to school. Identify places we can walk to, drive to fly to. Begin to understand what we mean by a bird’s eye view. 		<b>PSHE</b> We will explore the STRIVE values that we have developed and adopted as a school. Through our topic we will explore the following: <ul style="list-style-type: none"><li>School and class rules</li><li>Feelings</li></ul> We will also be getting to know each other during our first term in school.   	<b>RE</b> We will be looking at the following questions: <b>What does it mean to belong to a faith community?</b> We will learn what it means to belong to a community and how different religions’ ceremonies differ.  <b>What makes some places sacred to believers?</b> We will learn about what makes some places special to people and the difference between religious and non-religious places.  <b>Why is Christmas special to Christians?</b> We will explore the Nativity story and the way Christians respond to it with traditions, rituals, carols and services.  	<b>Music</b>  Children practise their skills in listening, keeping a steady beat, and developing a sense of pitch by echo singing a leader.   After half term we will be learning our songs for our Christmas Nativity and our Carol Service.	<b>History</b> We will begin to consider how bedtime for us is different to that of our parents and grandparents. We will explore the Changes in the style and fabric of pyjamas.  Teddies and cuddly toy changes – texture, colour, size and species  We will learn about Guy Fawkes and why we celebrate Bonfire Night. 