




English		Science	Maths		
Looking, Listening & Reading  homophones (Yr2) Reading texts both fiction and non-fiction. During these lessons we will focus not only decoding the text but also on the reading skills of inference, vocabulary, sequencing, predicting, retrieving and explaining.	Talking, Acting & Writing Writing a story based on the format of <i>The Owl Who was Afraid of the Dark</i> . The children will think of a different animal and what they might fear and how the problem is resolved. Writing a non-chronological report on a British wild animal using paragraphs and subheadings. Write poetry in different forms and a diary extract. We will learn to use expanded noun phrases and sentence conjunctions. There will be a tight focus on ensuring that our writing is correctly punctuating and we will be reinforcing the correct formation, orientation and positioning of letters both upper and lower case.	Animals including humans We will learn that animals, including humans, have offspring which grow into adults. We will be able to identify and name common British nocturnal animals and their young including owl/owlet, fox/cub, badger/cub, rabbit/kit. We will be able to describe the basic needs of animals, including humans, for survival (water, food and air) 	Number Year1 Place Value- ordering, comparing and counting up tp 10. Writing numbers as words 1-10. Using a number line. Addition and subtraction- adding and subtracting numbers -10, number bonds, part-part-whole, number line. Year2 Place Value- recognising the place value of numbers up to 100, writing numbers in words up to 100, comparing and ordering numbers. Counting in 2,5,10 and 3s. Addition and Subtraction- adding and subtracting 1- and 2-digit numbers to include crossing a 10. Solving missing number problems.	Shape Year 1 Recognising and naming 2D and 3D shapes-to include square, circle, rectangle, triangle, sphere, cone, cylinder, cuboid, cube , pyramid. Year 2 Recognise, name and sort 2D and 3D shapes. Identify the properties of these shapes- number of sides, vertices, edges. Recognise lines of symmetry in shapes. 	
Computing E-safety- we will continue to reinforce the importance of staying safe online both in and out of school.  We will be investigating IT and computer systems around us and creating media.		<div><div>Fox Class</div><div>Autumn Term 2025</div><div>The Owl who was Afraid of the Dark</div><div><p>This term our focus text will be the story The Owl who was Afraid of the Dark. We will look at topics such as where we sleep, bedtimes, and how they have changed for the different generations of our own families. We will also learn about British wild animals and their needs for survival.</p></div></div>			
Design & Technology We will be designing a moving picture indicating what will move and how it does so. We will create a moving picture based on design criteria from market research. We will record and communicate our ideas through talking, photographs and mock ups. 					
Geography Time for Bed  We will be talking about where we sleep at home and where we might have slept during the holidays. We will discuss how we travelled to our holiday destination and the shelter in which we slept. We will use basic geographical vocabulary to refer to key physical features – continent, hemisphere, ocean, equator, north, south. We will use world maps, atlases and globes to identify the United Kingdom and its countries, as well as the countries and continents further afield that we may have visited.		PSHE We will explore the STRIVE values that we have developed and adopted as a school. Through our topic we will discuss the following-keeping safe in countryside. We will learn to respect wildlife including empathy that animals have families too, rules when finding fledgling, eggs etc. We will follow our PSHE scheme SCARF and explore the units: <ul style="list-style-type: none">School and class rulesFeelings 	RE This term during our learning we will be looking at the following questions: What does it mean to belong to a faith community? We will learn about what it means to belong to a community and how the Christian community give thanks to God through the ceremony of baptism and harvest festivals. What makes some places sacred to believers? We will learn about what makes some places special to different people and why they are considered sacred. We will visit our local church and learn about the different features and symbols. 	Music We will be following the Sing Up scheme and exploring the units Call and Response and The Menu Song . Children practise their skills in listening, keeping a steady beat, and developing a sense of pitch by echo singing a leader. In addition we will learn a cumulative song with off-beat rhythms. We will also be learning our songs for our Harvest festival, Christmas play and Carol service. 	History Time for Bed We will be writing letters home asking our parents and grandparents to share their memories of their own bedtime routines and experiences- types of beds and bedding etc. We will then compare the experiences with our own and create a timeline. 